


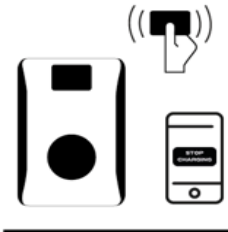





## Charging Station User Manual

	<p>Download the Electrip mobile app from the Apple App Store or Google Play Store and register.</p>
	<p>Connect the connector of the charging station to your vehicle.</p>
	<p>Start charging by scanning the "Start Charging" QR code in the Electrip mobile app, or by entering the last digits of the ID number of the charging station (e.g. BGETPEXXXXXX) or by bringing the Electrip RFID card close to the charging station symbol. You can request your Electrip RFID card in the mobile application.</p>
	<p>To stop charging, click the «Stop Charging» button in the Electrip mobile application or bring your Electrip RFID card closer to the charging station symbol.</p>
	<p>After the charging session is complete, remove the connector from the vehicle.</p>

For questions or problems: 008002100670

Mon - Sun: 08:00 – 19:00

For all your questions and suggestions: [www.electripglobal.com](http://www.electripglobal.com)